



Creo 024



MDF

Panel size:

600x600 mm – 900x900 mm

900x3000 mm - 1200x3000 mm

Thickness max. 20 mm

Machining step:

L. 1 mm


H. 15 mm

Rotatable 90°

Machining depth:

3 mm

Finishes


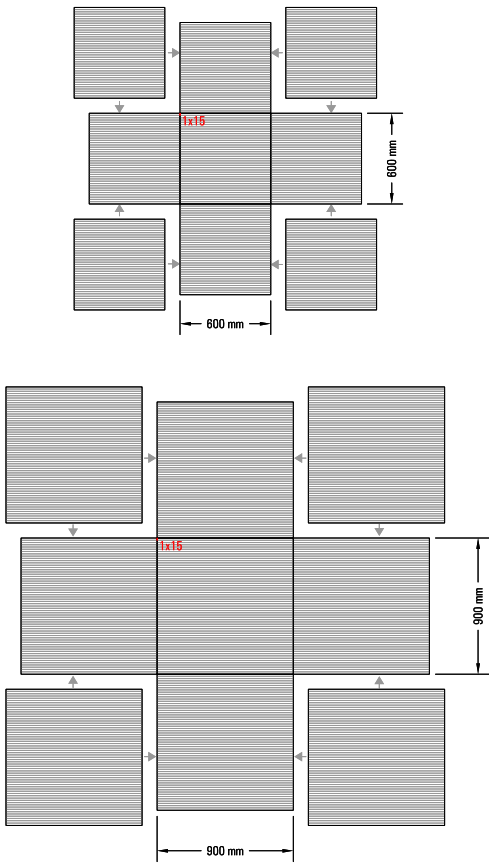


MASS-DYED MDF

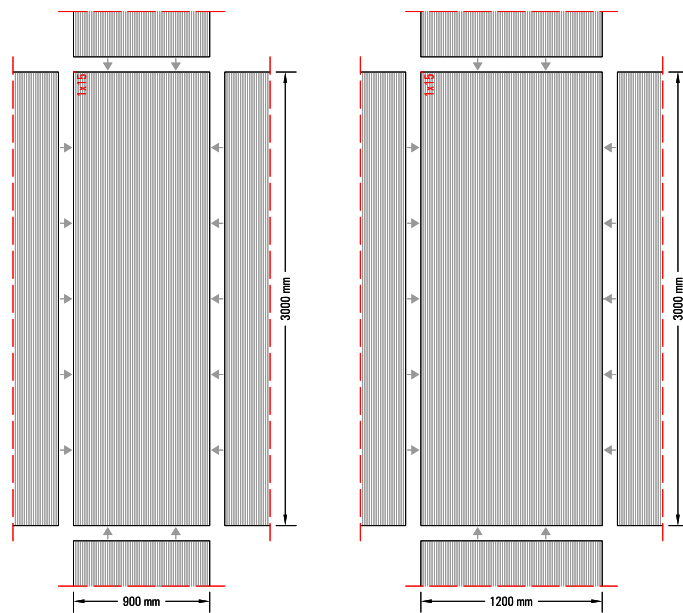


CREO 024

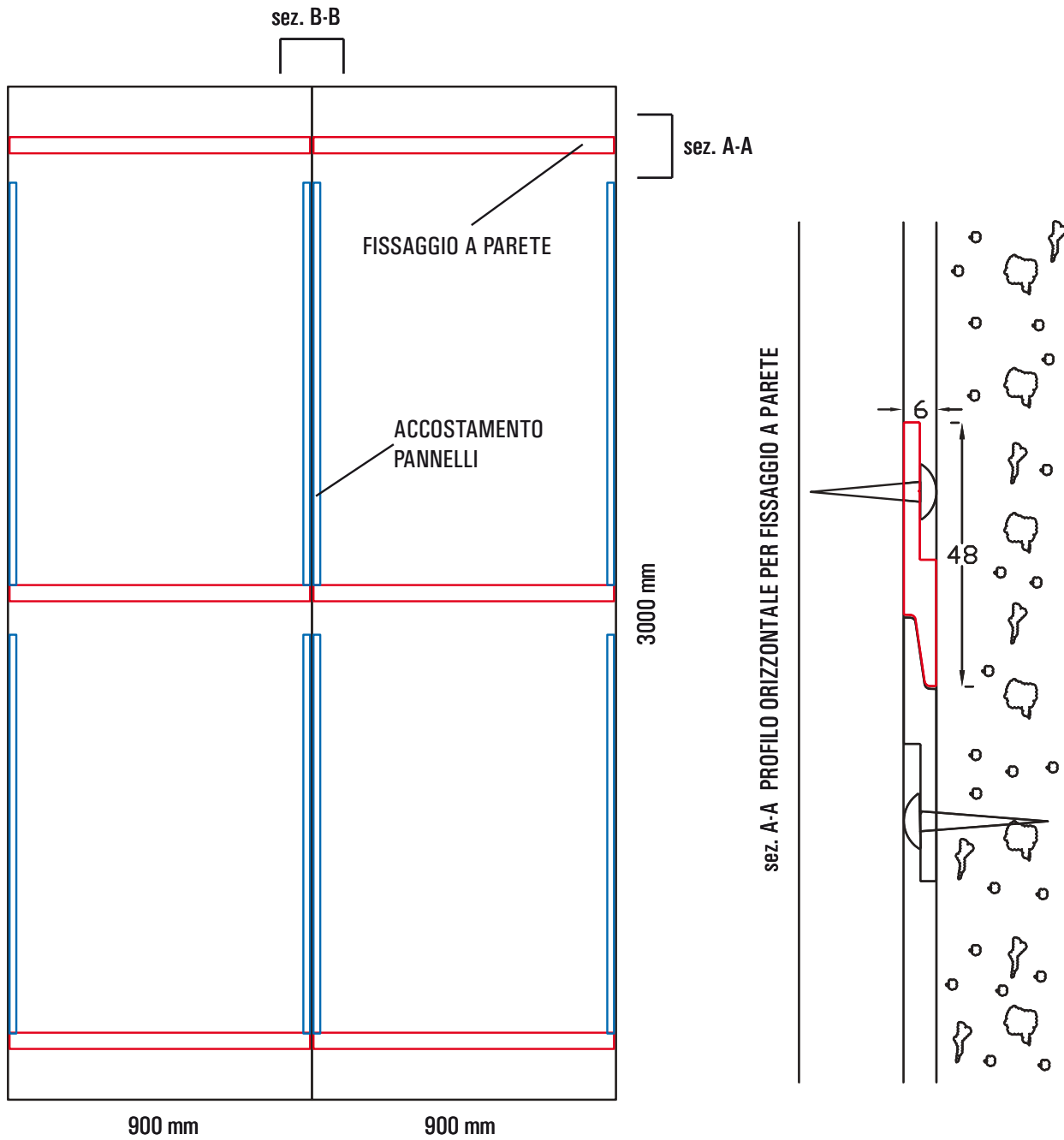
Pannello verticale - Passo orizzontale
Vertical panel - Horizontal step



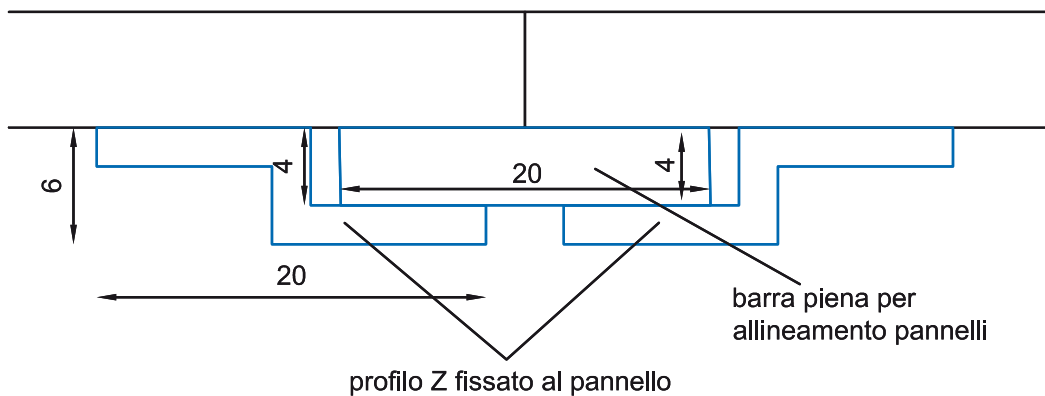
Pannello verticale - Passo verticale
Vertical panel - Vertical step



SISTEMA DI FISSAGGIO - PANELS MOUNTING SYSTEM




sez. B-B PROFILI VERTICALI PER ACCOSTAMENTO PANNELLI



MDF COLORATO IN MASSA DISPONIBILE - AVAILABLE MASS-DYED MDF*



MDF arancione




MDF azzurro



MDF giallo



MDF grigio



MDF grigio chiaro



MDF marrone



MDF nero



MDF rosso



MDF verde



MDF viola

* La disponibilità varia a seconda del codice CREO scelto ed al quantitativo di materiale richiesto.
Availability varies depending on the CREO code chosen and the quantity required.

creo

by **Effetre Design**
Via Torino, 53/55
Cerro Maggiore-MI

Tel. +39 0331-45.49.04
info@effetredesign.com
www.effetredesign.com

www.creo-effetredesign.com

